



Instruction V10-V12

FOR VOLVO CARS MANUFACTURING – INSTRUCTION FOR USING V10, V11, V12

October 2023

The following instructions are valid for the V10–V12 Quickbox used for overseas shipping where it is mandatory to use according to the VOLVO CARS PACKAGING REQUIREMENT.

Maximum unit load per Quickbox is 15 kg.

Mandatory:

- To use EMB153 for pallet label.
- The correct pallet, Container pallet Quickbox & Other, art.No 2075027 (No other pallet is allowed to use!)
- Always fill up with a full layer of boxes to make a complete layer. If necessary fill up with empty boxes.
- Maximum layers of boxes are 4 on each pallet.
- Use top lid and two straps as shown in the instruction.
- Do not use stretch film, use 2 straps on the longside only.

If you need additional support please contact us.

customersupport.int@pacson.se

www.international.pacson.se/volvocars

V10



V11



V12



www.international.pacson.se/volvocars | customersupport.int@pacson.se



Instruction V10-V12

FOR VOLVO CARS MANUFACTURING – INSTRUCTION FOR USING V10, V11, V12





October 2023



Instruction video [How to fold V10 Quick box](#)

	Art.No	Art.No	Art.No	Art.No
	Tray	Tray Lid	Pallet Lid (1 layer)	Pallet Lid (2-4 layers)
V10	2054108	2054109	2138497	2138491
V11	2054111	2054110	2138497	2138491
V12	2054112	2054113	2138497	2138491

EMB153 = Holder for Odette Label
Container pallet Quickbox & Other Art.No 2075027





Instruction V10-V12

FOR VOLVO CARS MANUFACTURING – INSTRUCTION FOR USING V10, V11, V12

October 2023



Instruction video [How to fold V10 Quick box](#)

- Always place the EMB153 left side for the Odette Label
- On the bottom layer
 - On the box to the left at the short side of the pallet
 - 1 layer use lid Art.No 2138497

Do not stack odd size boxes on top of V10-V12 pallets.





Instruction V10-V12

FOR VOLVO CARS MANUFACTURING – INSTRUCTION FOR USING V10, V11, V12

October 2023



Instruction video [How to fold V10 Quick box](#)

- Always place the EMB153 left side for the Odette Label
- On the bottom layer
- On the box to the left at the short side of the pallet
- 2-4 layers use the lid Art.No 2138491

Maximum amount of cases with V10-12 stacked on top each other is 3 layers.


Do not stack odd size boxes on top of V10-V12 pallets.



300 kg

300 kg

300 kg



Lid (2-4 layers) Art.No 2138491



Lid (2-4 layers) Art.No 2138491



Lid (2-4 layers) Art.No 2138491






Instruction V10-V12

FOR VOLVO CARS MANUFACTURING – INSTRUCTION FOR USING V10, V11, V12


October 2023



No boxes outside the pallet!



Be careful when strapping.



Make a flat layer using empty boxes.



Make a flat layer using empty boxes.



Use the right lid: EMB153 Odette Label Holder.



Use a top lid before you put on 2 straps.



www.international.pacson.se/volvocars | customersupport.int@pacson.se

Instruction V10-V12



FOR VOLVO CARS MANUFACTURING – INSTRUCTION FOR USING V10, V11, V12

October 2023

Name	Art.No	Inside	Outside	MOQ	BCT
Tray V10 Quick Box	2054108	370x245x190	385x285x195	10	3147N/315 kg
Lid V10 Quick Box	2054109	386x276x50	390x277x52	20	
Tray V11 Quick Box	2054111	530x340x190	550x380x195	10	3842N/384 kg
Lid V11 Quick Box	2054110	555x376x50	559x380x52	20	
Tray V12 Quick Box	2054112	735x525x190	750x560x195	10	2588N/258 kg
Lid V12 Quick Box	2054113	758x555x70	762x556x72	10	
Container lid for 1 layer	2138497	1128x782x50	1140x790x55	240	
Container lid for 2-4 layer	2138491	1128x782x150	1140x790x154	240	
Container pallet Quickbox & Other	2075027	–	1140x790x129	13	
EMB153, Odette Label holder V10-V12	EMB153	–	–	250	



www.international.pacson.se/volvocars | customersupport.int@pacson.se